



Friends in Stitches

The Australian Quaker Narrative Embroidery
Australian Quaker History in Crewel Embroidery

Friends in Stitches Newsletter. November 2021.

CStitches@quakersaustralia.info

Hello Friends, Long time no newsletter! But it's that time of year when I order Friends in Stitches calendars and so I am keen to promote it and get some orders. I hope you have been enjoying your 2021 calendar. Here is a preview of the 2022 one.



Friends in Stitches 2022 Calendar

I have ordered a draft. Because of COVID it will take longer than usual for this to arrive. As soon as it does - expected in the middle of November, I will order bulk copies. Please order now, sending me your postal address. Then I can post your calendar off to you as soon as the bulk copies arrive and hope they come by Xmas!!! If you want your calendar sent to someone as a gift, send that address with your order. If you want your calendar sent via 'Express' post, please also indicate. I sent a package to Friends' School via Express Post yesterday because the post office told me it would take more than a week to get to Hobart - three hours drive away. Apparently they can't employ more workers to sort the backlog of mail because the space only allows a smaller number of workers, social distancing.



In 1841 Elinor Clifton went from living in a thatched bamboo house to Perth, where she started teaching in tents with the

I have organised this calendar in historical order. So January features Sydney Parkinson and it goes up to the Young Friends in France in World War 1 in December.

June is Elinor Clifton



November is the Ashby family

June 20

Sunday	Monday	Tuesday	Wednesday	Thursday	Friday	Saturday
			1	2	3	
4	5	6	7	8	9	10

November 2022

Sunday	Monday	Tuesday	Wednesday	Thursday	Friday	Saturday
		1	2	3	4	5
6	7	8	9	10	11	12



August is the Friends' School.

August 2022

Sunday	Monday	Tuesday	Wednesday	Thursday	Friday	Saturday
	1	2	3	4	5	6
7	8	9	10	11	12	13

Brisbane Stitching group.

Many of you may not have heard the news that their Co-ordinator, Mary Grbavac, is struggling with pancreatic cancer. It has meant that she has had to forego many of the things she enjoyed, but she also told me over the phone just now "I haven't given up yet."


After the workshop Sally ran in Brisbane, three incredibly proficient stitchers from the Brisbane Embroiderers Guild have taken this panel under their wing and are on a steep learning curve. Cathy Davies had input into the lettering and many phone calls and emails have been traversing north to south and back again!

Anyway, after a lot of discussion and many emails later, here is the suggested layout –

They know arboretum is spelt incorrectly!!

In Peace

Tessa (Spratt)



The words at the bottom read: From time immemorial, this has been Aboriginal land, Turrbal and Jagera country.

White Poppies





At the Devonport Embroiderers' Guild we have been making Remembrance Day poppies. Everyone else made red ones of course, and no one had *heard* of the White Poppy. In answering their questions I learned more about it. It is now promoted by the Peace Pledge Union but the first white poppies were sold by the Cooperative Women's Guild in 1933. They symbolise peace and commemorate all the combatants on all sides and the civilians who died in war.

There are many patterns for crochet and knitted poppies but I am in love with this. It is an example of 'stump work' embroidery. The petals and leaf are outlined by fuse wire, couched onto fabric and then blanket stitched in place. Then you do 'long and short' stitch to fill in the space. The stamens are done in 'Turkish Knot' stitch. The hardest bit was the pistil, made from a tiny bead. I won't begin to explain how that was done!

Friends' School visit

In October I was invited to visit Friends' School and help run embroidery classes. The 9/10 Textiles Class are making embroidered squares inspired by the Australian Quaker Narrative Embroidery project. Their assignment was to stitch a design based on one of the Quaker Testaments.

I went down to Hobart on the 14th, 15th, 28th and 29th of October, holding 1 hour classes on both Thursdays and Fridays. The class of the 15th was somewhat diminished by the Student Climate Strike as half the class were on strike, I couldn't begrudge them that. I joined the Student Climate Strike later but I didn't recognise anyone. It was raining and we were all wearing masks and hoods, so it's not



surprising. That was the day when a three day lock down was declared in Southern Tasmania but I managed to get out of town before 6pm when it started.

I taught them back stitch, split stitch, French knots and Quaker stitch. Some of them already knew chain stitch. We learned how to draw your design onto the calico, backwards - using the light boxes which the School had. Then they tacked the calico to the linen and started stitching. Agnes Knogler, their teacher, reports that they are going well and half the class had taken their work home to continue it on the weekend. A teacher's dream, she says.

The peace design begins.



Agnes took this photo. Obviously I missed my calling. I'm sure I never looked as happy as this when I was teaching Grade 8 English!

Panels on Display

Seven panels have been on display in the Boa Vista Room at the Hobart Meeting house over the last months. Now Silver Wattle will be displaying the *Silver Wattle*, *Rajah Quilt* and *Spiritual Comfort in the Mountains* panels. Thank you Hobart Meeting and Silver Wattle for sharing our work. Don't forget we can send any panels to you at our expense. We would love to have them on walls and out of suitcases. Check out the Completed Panels:
<https://www.quakersaustralia.info/Stitches/completed-panels>

Order your 2022 Friends in Stitches Calendar today!!

CStitches@quakersaustralia.info

\$20 plus postage.

The banking details will be sent to you when your order is sent.